

University of Oklahoma, Norman Campus
Enrollment Analysis Report

Summer 2017

Prepared by
Institutional Research & Reporting
June 2017

<http://www.ou.edu/content/irr/data-center/enrollment-statistics.html>

Enrollment Analysis Report

Notes and Definitions

1. Enrollment data are taken from a snapshot of student for-credit enrollment on the Official Reporting Date (ORD) for that semester. The Official Reporting Date corresponds to the first working day following three full weeks of classes, at which point the normal add/drop period is over and an official census can reasonably be taken.
2. Norman Campus enrollment represents an unduplicated count of all students enrolling in courses offered by several different OU campus/program organizational entities, all of which are tied geographically and/or administratively to the Norman Campus. They are:

Norman On-Campus (includes intersession)	CPCS-Liberal Studies
Tulsa - Norman Programs	CPCS-Academic Programs
Janux Courses	CPCS-Advanced Programs
CPCS-Center for Independent & Distance Learning	

Given the amount of cross-enrollment between these different campus/program areas, an overall Norman Campus enrollment is most appropriate to use for the majority of reporting purposes. Enrollment can be split out by campus/program area if special circumstances call for it; check with IRR if think you might need something other than Norman Campus overall enrollment.
3. Students in the Undergraduate level are those pursuing bachelor's degrees. Students in the Graduate level are pursuing master's, graduate certificate, and research doctoral programs, all administered by the Graduate College. Students in the Professional level are in programs preparing for professional practice; currently only the College of Law offers Professional programs.
4. It is possible for a student to be in more than one level of degree program during a single semester: master's and graduate certificate; undergraduate and master's (accelerated degree); graduate master's and professional doctorate (for example, MBA/JD); etc. Because of this, unduplicated totals are provided wherever necessary.
5. Some students choose to pursue multiple majors within a single degree, or multiple degrees simultaneously, and those multiple disciplinary areas often cross into multiple colleges and/or departments. Because a student is listed in every college/department associated with their major area of study, it is not possible to add up enrollment by college without duplication. Always use the unduplicated total for the level of summary you need, to avoid accidental double-counting of students.
6. Enrollment shown for the University College includes students in 2-year pre-professional programs. Students pursuing 4-year pre-professional programs of study and pre-law students are reported in college totals according to their degree-granting major.
7. A full-time (FT) course load in summer is defined for undergraduates as at least six credit hours; a graduate/professional full-time course load in summer is defined as at least four credit hours. Less than that is part-time (PT).

Table 1
University of Oklahoma, Norman Campus
Headcount Enrollment Summary

	Summer 2016	Summer 2017	Percent of Total	Annual % Change		Summer 2016	Summer 2017	Percent of Total	Annual % Change
Norman Campus Enrollment	11,574	11,009		-4.9%	Degree-Seeking by College				
By Level					Academic Affairs	283	194	1.7%	-31.4%
Undergraduate					Architecture	116	110	0.9%	-5.2%
Freshmen	569	505	4.6%	-11.2%	Arts & Sciences	4,254	4,251	36.7%	-0.1%
Sophomores	1,479	1,259	11.4%	-14.9%	Atmospheric & Geographic Sciences	199	178	1.5%	-10.6%
Juniors	2,118	1,965	17.8%	-7.2%	Michael F. Price Business	1,632	1,460	12.6%	-10.5%
Seniors	3,982	3,780	34.3%	-5.1%	CPCS-Aviation	87	84	0.7%	-3.4%
Non-Degree	380	286	2.6%	-24.7%	Mewbourne Earth & Energy	351	251	2.2%	-28.5%
Total Unduplicated	8,528	7,795	70.8%	-8.6%	Jeannine Rainbolt Education	660	639	5.5%	-3.2%
Graduate					Gallogly Engineering	1,284	1,247	10.8%	-2.9%
Master's	2,421	2,504	22.7%	3.4%	Weitzenhoffer Family Fine Arts	290	246	2.1%	-15.2%
Doctoral	365	377	3.4%	3.3%	Graduate College	123	85	0.7%	-30.9%
Certificate	149	177	1.6%	18.8%	International Studies	333	421	3.6%	26.4%
Unclassified	3	2	0.0%	-33.3%	Gaylord Journalism & Mass Comm.	465	427	3.7%	-8.2%
Other Non-Degree	66	38	0.3%	-42.4%	Law	260	361	3.1%	38.8%
Total Unduplicated	2,779	2,852	25.9%	2.6%	CPCS-Liberal Studies	867	753	6.5%	-13.1%
Professional					University College	611	552	4.8%	-9.7%
Master's	33	145	1.3%	339.4%	Non-Degree				
Doctoral	227	216	2.0%	-4.8%	Audit	1	1	0.0%	0.0%
Certificate	0	0	0.0%	-	HSC Intercampus	15	9	0.1%	-40.0%
Non-Degree	7	1	0.0%	-85.7%	Other Non-Degree/Unclassified	440	317	2.7%	-28.0%
Total Unduplicated	267	362	3.3%	35.6%	By Full-/Part-Time				
By Gender					Full-Time	5,587	5,076	46.1%	-9.1%
Male	5,626	5,299	48.1%	-5.8%	Part-Time	5,987	5,933	53.9%	-0.9%
Female	5,948	5,710	51.9%	-4.0%	By Tuition Residency				
By IPEDS Race/Ethnicity					Resident	7,267	6,877	62.5%	-5.4%
American Indian/Alaska Native	433	483	4.4%	11.5%	Nonresident	4,307	4,132	37.5%	-4.1%
Asian	580	596	5.4%	2.8%	By Age				
Black/African American	785	739	6.7%	-5.9%	Undergraduate				
Hispanic	996	980	8.9%	-1.6%	Under 25	7,214	6,651	60.4%	-7.8%
Native Hawaiian/Other Pacific Islander	15	15	0.1%	0.0%	25 and Above	1,314	1,144	10.4%	-12.9%
Two or More Races	798	794	7.2%	-0.5%	Average Age	22.7	22.5		
<i>Minority Subtotal</i>	<i>3,607</i>	<i>3,607</i>	<i>32.8%</i>	<i>0.0%</i>	Graduate/Professional				
White	6,683	6,309	57.3%	-5.6%	Under 25	502	504	4.6%	0.4%
International	709	629	5.7%	-11.3%	25 and Above	2,544	2,710	24.6%	6.5%
Not Reported	575	464	4.2%	-19.3%	Average Age	32.6	32.9		

Source: Students enrolled as of the Official Reporting Date for each semester (7/11/16 for Summer 2016 and 6/26/17 for Summer 2017).

Table 2
University of Oklahoma, Norman Campus
Headcount Enrollment by College and Level
Summer 2017

College	Freshman	Sophomore	Junior	Senior	Graduate	Profes- sional	Total Degree- Seeking	Unclassified/ Non-Degree	Total	Summer 2016	1-Year Change
Total Norman Campus	505	1,259	1,965	3,780	2,821	361	10,691	318	11,009	11,574	▼
Academic Affairs	0	39	60	95	0	0	194	144	338	458	▼
Architecture	13	20	16	36	25	0	110	0	110	116	▼
Arts & Sciences	132	461	839	1,692	1,128	0	4,251	29	4,280	4,288	▼
Atmospheric & Geographic Sciences	5	24	37	83	29	0	178	0	178	199	▼
Michael F. Price Business	149	214	348	583	169	0	1,460	0	1,460	1,632	▼
CPCS-Aviation	4	10	17	53	0	0	84	0	84	87	▼
Mewbourne Earth & Energy	15	26	30	116	64	0	251	0	251	351	▼
Jeannine Rainbolt Education	10	26	63	118	422	0	639	0	639	660	▼
Gallogly Engineering	63	212	262	523	192	0	1,247	0	1,247	1,284	▼
Weitzenhoffer Family Fine Arts	17	38	50	97	44	0	246	0	246	290	▼
Graduate College	0	0	0	0	85	0	85	2	87	143	▼
International Studies	5	10	34	52	320	0	421	0	421	333	▲
Gaylord Journalism & Mass Comm.	20	77	124	185	21	0	427	0	427	465	▼
Law	0	0	0	0	145	216	361	1	362	267	▲
CPCS-Liberal Studies	6	18	73	267	389	0	753	0	753	867	▼
University College	74	141	147	190	0	0	552	141	693	815	▼
Audit	0	0	0	0	0	0	0	1	1	1	↔
HSC Intercampus	0	0	0	0	0	0	0	9	9	15	▼
Summer 2016	569	1,479	2,118	3,982	2,722	260	11,130	444	11,574		
1-Year Change	▼	▼	▼	▼	▲	▲	▼	▼	▼		

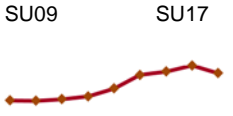



Source: Students enrolled as of the Official Reporting Date for each semester (7/11/16 for Summer 2016 and 6/26/17 for Summer 2017).

Table 3
University of Oklahoma, Norman Campus
Headcount Enrollment by Tuition Residency: Trend

	Summer <u>2009</u>	Summer <u>2010</u>	Summer <u>2011</u>	Summer <u>2012</u>	Summer <u>2013</u>	Summer <u>2014</u>	Summer <u>2015</u>	Summer <u>2016</u>	Summer <u>2017</u>	SU09	SU17
Total Norman Campus	9,013	8,983	9,110	9,305	9,887	10,874	11,131	11,574	11,009		
Resident	5,814	5,801	5,732	5,834	6,180	6,810	7,043	7,267	6,877		
Nonresident	3,199	3,182	3,378	3,471	3,707	4,064	4,088	4,307	4,132		
Undergraduate											
Resident	4,296	4,138	4,185	4,362	4,670	5,175	5,419	5,551	5,088		
Nonresident	1,567	1,656	1,778	1,947	2,235	2,661	2,794	2,977	2,707		
Graduate											
Resident	1,398	1,515	1,410	1,352	1,392	1,530	1,478	1,522	1,558		
Nonresident	1,594	1,462	1,524	1,466	1,418	1,360	1,233	1,257	1,294		
Professional											
Resident	120	148	137	120	118	105	146	194	231		
Nonresident	38	64	76	58	54	43	61	73	131		

Source: Students enrolled as of the Official Reporting Date for each semester.

Table 4
University of Oklahoma, Norman Campus
Headcount Enrollment by Level: Trend

	Summer <u>2009</u>	Summer <u>2010</u>	Summer <u>2011</u>	Summer <u>2012</u>	Summer <u>2013</u>	Summer <u>2014</u>	Summer <u>2015</u>	Summer <u>2016</u>	Summer <u>2017</u>	
Total Norman Campus	9,013	8,983	9,110	9,305	9,887	10,874	11,131	11,574	11,009	
Undergraduate										
Freshmen	266	305	266	357	476	524	547	569	505	
Sophomores	771	726	790	886	961	1,261	1,390	1,479	1,259	
Juniors	1,448	1,482	1,494	1,515	1,770	1,978	2,159	2,118	1,965	
Seniors	3,230	3,175	3,300	3,411	3,546	3,923	3,946	3,982	3,780	
Non-Degree	148	106	113	140	152	150	171	380	286	
Total Unduplicated	5,863	5,794	5,963	6,309	6,905	7,836	8,213	8,528	7,795	
Graduate										
Master's	n/a	2,449	2,466	2,382	2,406	2,524	2,400	2,421	2,504	
Doctoral	n/a	506	460	431	384	349	343	365	377	
Certificate	n/a	17	25	51	82	89	133	149	177	
Non-Degree	n/a	21	28	19	31	22	11	69	40	
Total Unduplicated	2,992	2,977	2,934	2,818	2,810	2,890	2,711	2,779	2,852	
Professional										
Master's	-	-	-	1	0	5	1	33	145	
Doctoral	158	204	199	167	167	141	203	227	216	
Certificate	-	-	-	-	-	0	0	0	0	
Non-Degree	0	8	14	10	5	2	3	7	1	
Total Unduplicated	158	212	213	178	172	148	207	267	362	

Source: Students enrolled as of the Official Reporting Date for each semester.

Table 5
University of Oklahoma, Norman Campus
Headcount Enrollment by Full-/Part-Time Status: Trend

	Summer <u>2009</u>	Summer <u>2010</u>	Summer <u>2011</u>	Summer <u>2012</u>	Summer <u>2013</u>	Summer <u>2014</u>	Summer <u>2015</u>	Summer <u>2016</u>	Summer <u>2017</u>	SU09	SU17
Total Norman Campus	9,013	8,983	9,110	9,305	9,887	10,874	11,131	11,574	11,009		
Full-Time	3,785	4,000	4,132	4,454	4,750	5,180	5,340	5,587	5,076		
Part-Time	5,228	4,983	4,978	4,851	5,137	5,694	5,791	5,987	5,933		
Undergraduate											
Full-Time	2,514	2,595	2,819	3,079	3,443	3,779	3,999	4,162	3,465		
Part-Time	3,349	3,199	3,144	3,230	3,462	4,057	4,214	4,366	4,330		
Graduate											
Full-Time	1,147	1,234	1,147	1,219	1,173	1,283	1,163	1,183	1,279		
Part-Time	1,845	1,743	1,787	1,599	1,637	1,607	1,548	1,596	1,573		
Professional											
Full-Time	124	171	166	156	134	118	178	242	332		
Part-Time	34	41	47	22	38	30	29	25	30		

Source: Students enrolled as of the Official Reporting Date for each semester.

Table 6a
University of Oklahoma, Norman Campus
Headcount Enrollment by College -- Undergraduate: Trend

College	Summer <u>2009</u>	Summer <u>2010</u>	Summer <u>2011</u>	Summer <u>2012</u>	Summer <u>2013</u>	Summer <u>2014</u>	Summer <u>2015</u>	Summer <u>2016</u>	Summer <u>2017</u>
Total Undergraduates	5,863	5,794	5,963	6,309	6,905	7,836	8,213	8,528	7,795
Degree-Seeking									
Academic Affairs	265	339	372	483	534	472	411	283	194
Architecture	99	89	80	103	110	99	83	87	85
Arts & Sciences	2,303	2,257	2,304	2,268	2,341	2,725	3,074	3,205	3,124
Atmospheric & Geographic Sciences	96	83	100	87	129	147	152	171	149
Michael F. Price Business	897	830	892	901	1,042	1,337	1,386	1,433	1,294
CPCS-Aviation	85	87	60	66	70	68	82	87	84
Mewbourne Earth & Energy	115	132	144	189	274	360	392	296	187
Jeannine Rainbolt Education	293	301	285	274	264	267	247	241	217
Galogly Engineering	408	434	461	553	699	870	1,066	1,116	1,060
Weitzenhoffer Family Fine Arts	198	189	188	189	197	247	189	235	202
International Studies	95	100	120	122	147	118	122	110	101
Gaylord Journalism & Mass Comm.	361	411	379	349	389	433	456	444	406
CPCS-Liberal Studies	365	358	425	477	512	455	468	460	364
University College	n/a	345	387	467	500	590	593	611	552
Non-Degree-Seeking									
Academic Affairs	55	33	36	49	47	39	36	175	144
Audit	0	1	2	1	2	1	1	1	1
Concurrent High School Students	15	12	6	12	8	18	52	114	84
HSC Intercampus	n/a	3	6	3	0	1	0	0	0
Reciprocal Exchange/Study Abroad	4	1	0	0	4	18	0	0	0
Visitor	74	56	63	75	91	73	82	90	57

Source: Students enrolled as of the Official Reporting Date for each semester.

Table 6b
University of Oklahoma, Norman Campus
Headcount Enrollment by College -- Graduate & Professional: Trend

College	Summer <u>2009</u>	Summer <u>2010</u>	Summer <u>2011</u>	Summer <u>2012</u>	Summer <u>2013</u>	Summer <u>2014</u>	Summer <u>2015</u>	Summer <u>2016</u>	Summer <u>2017</u>
Total Graduate	2,992	2,977	2,934	2,818	2,810	2,890	2,711	2,779	2,852
Degree-Seeking									
Architecture	28	27	21	22	22	18	36	29	25
Arts & Sciences	1,344	1,314	1,304	1,256	1,238	1,236	1,045	1,054	1,128
Atmospheric & Geographic Sciences	60	59	48	29	35	33	30	28	29
Michael F. Price Business	111	133	125	128	140	140	248	201	169
Mewbourne Earth & Energy	50	67	60	64	62	74	57	58	64
Jeannine Rainbolt Education	405	400	341	351	333	437	437	419	422
Gallogly Engineering	169	179	173	127	113	98	137	173	192
Weitzenhoffer Family Fine Arts	48	56	58	62	44	53	33	55	44
Graduate College	467	546	567	546	518	433	360	123	85
International Studies	5	5	5	3	6	2	10	224	320
Gaylord Journalism & Mass Comm.	24	17	18	23	22	36	16	21	21
CPCS - Liberal Studies	240	227	273	272	339	365	375	407	389
Non-Degree-Seeking									
A&S - Human Relations Licensure	-	-	-	-	-	-	-	34	29
Graduate Unclassified	31	21	25	15	25	10	7	3	2
HSC Intercampus	n/a	0	3	3	6	12	4	15	9
Reciprocal Exchange/Study Abroad	0	0	0	0	0	0	0	0	0
Visitor	10	0	0	1	0	0	0	17	0
Professional	158	212	213	178	172	148	207	267	362
Law	158	212	213	178	172	148	207	267	362

Note: Effective Fall 2012, all incoming exchange students are classified as undergraduates.

Source: Students enrolled as of the Official Reporting Date for each semester.

Table 6c
University of Oklahoma, Norman Campus
Headcount Enrollment by College -- Total: Trend

<u>College</u>	Summer <u>2009</u>	Summer <u>2010</u>	Summer <u>2011</u>	Summer <u>2012</u>	Summer <u>2013</u>	Summer <u>2014</u>	Summer <u>2015</u>	Summer <u>2016</u>	Summer <u>2017</u>
Total Norman Campus	9,013	8,983	9,110	9,305	9,887	10,874	11,131	11,574	11,009
Degree-Seeking									
Academic Affairs	265	339	372	483	534	472	411	283	194
Architecture	127	116	101	125	132	117	119	116	110
Arts & Sciences	3,647	3,569	3,607	3,523	3,579	3,961	4,117	4,254	4,251
Atmospheric & Geographic Sciences	156	142	148	116	164	180	182	199	178
Michael F. Price Business	1,008	962	1,017	1,029	1,180	1,476	1,632	1,632	1,460
CPCS-Aviation	85	87	60	66	70	68	82	87	84
Mewbourne Earth & Energy	165	199	204	253	336	434	449	351	251
Jeannine Rainbolt Education	698	695	625	624	597	703	681	660	639
Galogly Engineering	577	612	633	680	811	967	1,202	1,284	1,247
Weitzenhoffer Family Fine Arts	246	245	246	251	241	300	222	290	246
Graduate College	467	546	567	546	518	433	360	123	85
International Studies	100	105	125	125	153	120	130	333	421
Gaylord Journalism & Mass Comm.	385	428	397	372	411	469	472	465	427
Law	158	204	199	168	167	146	204	260	361
CPCS - Liberal Studies	605	585	698	749	851	820	843	867	753
University College	n/a	345	387	467	500	590	593	611	552
Non-Degree-Seeking	189	135	155	169	188	174	185	456	327

Source: Students enrolled as of the Official Reporting Date for each semester.