

University of Oklahoma, Norman Campus  
Enrollment Analysis Report

Summer 2016

Prepared by  
Institutional Research & Reporting  
July 2016

<http://www.ou.edu/content/irr/data-center/enrollment-statistics.html>

# Enrollment Analysis Report

## Notes and Definitions

1. Enrollment data are taken from a snapshot of student for-credit enrollment on the Official Reporting Date (ORD) for that semester. The Official Reporting Date corresponds to the first working day following three full weeks of classes, at which point the normal add/drop period is over and an official census can reasonably be taken.
2. Norman Campus enrollment represents an unduplicated count of all students enrolling in courses offered by several different OU campus/program organizational entities, all of which are tied geographically and/or administratively to the Norman Campus. They are:

Norman On-Campus	CCE Liberal Studies
Tulsa - Norman Programs	CCE Academic Programs
CCE Center for Independent & Distance Learning	CCE Advanced Programs
Janux Courses	CCE Intersession

Given the amount of cross-enrollment between these different campus/program areas, an overall Norman Campus enrollment is most appropriate to use for the majority of reporting purposes. Enrollment can be split out by campus/program area if special circumstances call for it; check with IRR if think you might need something other than Norman Campus overall enrollment.
3. Students in the Undergraduate level are those pursuing bachelor's degrees. Students in the Graduate level are pursuing master's, graduate certificate, and research doctoral programs, all administered by the Graduate College. Students in the Professional level are in programs preparing for professional practice; currently only the College of Law offers Professional programs.
4. It is possible for a student to be in more than one level of degree program during a single semester: master's and graduate certificate; undergraduate and master's (accelerated degree); graduate master's and professional doctorate (for example, MBA/JD); etc. Because of this, unduplicated totals are provided wherever necessary.
5. Some students choose to pursue multiple majors within a single degree, or multiple degrees simultaneously, and those multiple disciplinary areas often cross into multiple colleges and/or departments. Because a student is listed in every college/department associated with their major area of study, it is not possible to add up enrollment by college without duplication. Always use the unduplicated total for the level of summary you need, to avoid accidental double-counting of students.
6. Enrollment shown for the University College includes students in 2-year pre-professional programs. Students pursuing 4-year pre-professional programs of study and pre-law students are reported in college totals according to their degree-granting major.
7. A full-time (FT) course load in summer is defined for undergraduates as at least six credit hours; a graduate/professional full-time course load in summer is defined as at least four credit hours. Less than that is part-time (PT).

Table 1  
**University of Oklahoma, Norman Campus**  
**Headcount Enrollment Summary**

	Summer 2015	Summer 2016	Percent of Total	Annual % Change		Summer 2015	Summer 2016	Percent of Total	Annual % Change
<b>Norman Campus Enrollment</b>	<b>11,131</b>	<b>11,574</b>		<b>4.0%</b>	<b>Degree-Seeking by College</b>				
<b>By Level</b>					Academic Affairs	415	283	2.3%	-31.8%
<b>Undergraduate</b>					Architecture	119	116	0.9%	-2.5%
Freshmen	547	569	4.9%	4.0%	Arts & Sciences	4,117	4,254	34.7%	3.3%
Sophomores	1,390	1,479	12.8%	6.4%	Atmospheric & Geographic Sciences	180	199	1.6%	10.6%
Juniors	2,159	2,118	18.3%	-1.9%	Michael F. Price Business	1,632	1,632	13.3%	0.0%
Seniors	3,946	3,982	34.4%	0.9%	CCE/Aviation	82	87	0.7%	6.1%
Non-Degree	171	380	3.3%	122.2%	Mewbourne Earth & Energy	449	351	2.9%	-21.8%
<b>Total Unduplicated</b>	<b>8,213</b>	<b>8,528</b>	<b>73.7%</b>	<b>3.8%</b>	Jeannine Rainbolt Education	681	660	5.4%	-3.1%
<b>Graduate</b>					Gallogly Engineering	1,202	1,284	10.5%	6.8%
Master's	2,400	2,421	20.9%	0.9%	Weitzenhoffer Family Fine Arts	222	290	2.4%	30.6%
Doctoral	343	365	3.2%	6.4%	Graduate College	360	123	1.0%	-65.8%
Certificate	133	149	1.3%	12.0%	International Studies	130	333	2.7%	156.2%
Unclassified	7	3	0.0%	-57.1%	Gaylord Journalism & Mass Comm.	472	465	3.8%	-1.5%
Other Non-Degree	4	66	0.6%	1550.0%	Law	204	260	2.1%	27.5%
<b>Total Unduplicated</b>	<b>2,711</b>	<b>2,779</b>	<b>24.0%</b>	<b>2.5%</b>	Liberal Studies	843	867	7.1%	2.8%
<b>Professional</b>					University College	593	611	5.0%	3.0%
Master's	1	33	0.3%	3200.0%	<b>Non-Degree</b>				
Doctoral	203	227	2.0%	11.8%	Audit	1	1	0.0%	0.0%
Certificate	0	0	0.0%	-	HSC Intercampus	4	15	0.1%	275.0%
Non-Degree	3	7	0.1%	133.3%	Other Non-Degree/Unclassified	180	440	3.6%	144.4%
<b>Total Unduplicated</b>	<b>207</b>	<b>267</b>	<b>2.3%</b>	<b>29.0%</b>	<b>By Full-/Part-Time</b>				
<b>By Gender</b>					Full-Time	5,340	5,587	48.3%	4.6%
Male	5,584	5,626	48.6%	0.8%	Part-Time	5,791	5,987	51.7%	3.4%
Female	5,547	5,948	51.4%	7.2%	<b>By Tuition Residency</b>				
<b>By IPEDS Race/Ethnicity</b>					Resident	7,043	7,267	62.8%	3.2%
American Indian/Alaska Native	393	433	3.7%	10.2%	Nonresident	4,088	4,307	37.2%	5.4%
Asian	555	580	5.0%	4.5%	<b>By Age</b>				
Black/African American	717	785	6.8%	9.5%	<b>Undergraduate</b>				
Hispanic	940	996	8.6%	6.0%	Under 25	6,980	7,214	62.3%	3.4%
Native Hawaiian/Other Pacific Islander	22	15	0.1%	-31.8%	25 and Above	1,233	1,314	11.4%	6.6%
Two or More Races	726	798	6.9%	9.9%	Average Age	22.5	22.7		
<i>Minority Subtotal</i>	<i>3,353</i>	<i>3,607</i>	<i>31.2%</i>	<i>7.6%</i>	<b>Graduate/Professional</b>				
White	6,645	6,683	57.7%	0.6%	Under 25	480	502	4.3%	4.6%
International	690	709	6.1%	2.8%	25 and Above	2,438	2,544	22.0%	4.3%
Not Reported	443	575	5.0%	29.8%	Average Age	32.1	32.6		

Source: Students enrolled as of the Official Reporting Date for each semester (7/6/15 for Summer 2015 and 7/11/16 for Summer 2016).

Table 2  
**University of Oklahoma, Norman Campus**  
**Headcount Enrollment by College and Level**  
**Summer 2016**

College	Freshman	Sophomore	Junior	Senior	Graduate	Profes- sional	Total Degree- Seeking	Unclassified/ Non-Degree	Total	Summer 2015	1-Year Change
<b>Total Norman Campus</b>	<b>569</b>	<b>1,479</b>	<b>2,118</b>	<b>3,982</b>	<b>2,722</b>	<b>260</b>	<b>11,130</b>	<b>444</b>	<b>11,574</b>	11,131	▲
Academic Affairs	3	31	92	157	0	0	283	175	458	415	▲
Architecture	12	20	16	39	29	0	116	0	116	119	▼
Arts & Sciences	145	504	860	1,696	1,054	0	4,254	34	4,288	4,117	▲
Atmospheric & Geographic Sciences	6	22	49	94	28	0	199	0	199	180	▲
Michael F. Price Business	121	314	360	638	201	0	1,632	0	1,632	1,632	↔
CCE/Aviation	3	12	25	47		0	87	0	87	82	▲
Mewbourne Earth & Energy	21	58	64	153	58	0	351	0	351	449	▼
Jeannine Rainbolt Education	9	37	61	134	419	0	660	0	660	681	▼
Gallogly Engineering	118	248	262	488	173	0	1,284	0	1,284	1,202	▲
Weitzenhoffer Family Fine Arts	13	50	57	115	55	0	290	0	290	222	▲
Graduate College	0	0	0	0	123	0	123	20	143	367	▼
International Studies	2	22	32	54	224	0	333	0	333	130	▲
Gaylord Journalism & Mass Comm.	31	97	126	190	21	0	465	0	465	472	▼
Law	0	0	0	0	33	227	260	7	267	207	▲
Liberal Studies	10	27	108	315	407	0	867	0	867	843	▲
University College	100	133	168	210	0	0	611	204	815	727	▲
Audit	0	0	0	0	0	0	0	1	1	1	↔
HSC Intercampus	0	0	0	0	0	0	0	15	15	4	▲
Summer 2015	547	1,390	2,159	3,946	2,700	204	10,946	185	11,131		
1-Year Change	▲	▲	▼	▲	▲	▲	▲	▲	▲		





Source: Students enrolled as of the Official Reporting Date for each semester (7/6/15 for Summer 2015 and 7/11/16 for Summer 2016).  
 Institutional Research and Reporting 7/18/2016

*Table 3*  
**University of Oklahoma, Norman Campus**  
**Headcount Enrollment by Tuition Residency: Trend**

	Summer <u>2009</u>	Summer <u>2010</u>	Summer <u>2011</u>	Summer <u>2012</u>	Summer <u>2013</u>	Summer <u>2014</u>	Summer <u>2015</u>	Summer <u>2016</u>	SU09	SU16
<b>Total Norman Campus</b>	<b>9,013</b>	<b>8,983</b>	<b>9,110</b>	<b>9,305</b>	<b>9,887</b>	<b>10,874</b>	<b>11,131</b>	<b>11,574</b>		
Resident	5,814	5,801	5,732	5,834	6,180	6,810	7,043	7,267		
Nonresident	3,199	3,182	3,378	3,471	3,707	4,064	4,088	4,307		
Undergraduate										
Resident	4,296	4,138	4,185	4,362	4,670	5,175	5,419	5,551		
Nonresident	1,567	1,656	1,778	1,947	2,235	2,661	2,794	2,977		
Graduate										
Resident	1,398	1,515	1,410	1,352	1,392	1,530	1,478	1,522		
Nonresident	1,594	1,462	1,524	1,466	1,418	1,360	1,233	1,257		
Professional										
Resident	120	148	137	120	118	105	146	194		
Nonresident	38	64	76	58	54	43	61	73		

Source: Students enrolled as of the Official Reporting Date for each semester.

Table 4  
**University of Oklahoma, Norman Campus**  
**Headcount Enrollment by Level: Trend**

	Summer <u>2009</u>	Summer <u>2010</u>	Summer <u>2011</u>	Summer <u>2012</u>	Summer <u>2013</u>	Summer <u>2014</u>	Summer <u>2015</u>	Summer <u>2016</u>	
<b>Total Norman Campus</b>	<b>9,013</b>	<b>8,983</b>	<b>9,110</b>	<b>9,305</b>	<b>9,887</b>	<b>10,874</b>	<b>11,131</b>	<b>11,574</b>	
Undergraduate									
Freshmen	266	305	266	357	476	524	547	569	
Sophomores	771	726	790	886	961	1,261	1,390	1,479	
Juniors	1,448	1,482	1,494	1,515	1,770	1,978	2,159	2,118	
Seniors	3,230	3,175	3,300	3,411	3,546	3,923	3,946	3,982	
Non-Degree	148	106	113	140	152	150	171	380	
Total Unduplicated	5,863	5,794	5,963	6,309	6,905	7,836	8,213	8,528	
Graduate									
Master's	n/a	2,449	2,466	2,382	2,406	2,524	2,400	2,421	
Doctoral	n/a	506	460	431	384	349	343	365	
Certificate	n/a	17	25	51	82	89	133	149	
Non-Degree	n/a	21	28	19	31	22	11	69	
Total Unduplicated	2,992	2,977	2,934	2,818	2,810	2,890	2,711	2,779	
Professional									
Master's	-	-	-	1	0	5	1	33	
Doctoral	158	204	199	167	167	141	203	227	
Certificate	-	-	-	-	-	0	0	0	
Non-Degree	0	8	14	10	5	2	3	7	
Total Unduplicated	158	212	213	178	172	148	207	267	

Source: Students enrolled as of the Official Reporting Date for each semester.

*Table 5*  
**University of Oklahoma, Norman Campus**  
**Headcount Enrollment by Full-/Part-Time Status: Trend**

	Summer <u>2009</u>	Summer <u>2010</u>	Summer <u>2011</u>	Summer <u>2012</u>	Summer <u>2013</u>	Summer <u>2014</u>	Summer <u>2015</u>	Summer <u>2016</u>	SU09	SU16
<b>Total Norman Campus</b>	<b>9,013</b>	<b>8,983</b>	<b>9,110</b>	<b>9,305</b>	<b>9,887</b>	<b>10,874</b>	<b>11,131</b>	<b>11,574</b>		
Full-Time	3,785	4,000	4,132	4,454	4,750	5,180	5,340	5,587		
Part-Time	5,228	4,983	4,978	4,851	5,137	5,694	5,791	5,987		
Undergraduate										
Full-Time	2,514	2,595	2,819	3,079	3,443	3,779	3,999	4,162		
Part-Time	3,349	3,199	3,144	3,230	3,462	4,057	4,214	4,366		
Graduate										
Full-Time	1,147	1,234	1,147	1,219	1,173	1,283	1,163	1,183		
Part-Time	1,845	1,743	1,787	1,599	1,637	1,607	1,548	1,596		
Professional										
Full-Time	124	171	166	156	134	118	178	242		
Part-Time	34	41	47	22	38	30	29	25		

Source: Students enrolled as of the Official Reporting Date for each semester.

Table 6a  
**University of Oklahoma, Norman Campus**  
**Headcount Enrollment by College -- Undergraduate: Trend**

<b><u>College</u></b>	<b><u>Summer 2009</u></b>	<b><u>Summer 2010</u></b>	<b><u>Summer 2011</u></b>	<b><u>Summer 2012</u></b>	<b><u>Summer 2013</u></b>	<b><u>Summer 2014</u></b>	<b><u>Summer 2015</u></b>	<b><u>Summer 2016</u></b>
<b>Total Undergraduates</b>	<b>5,863</b>	<b>5,794</b>	<b>5,963</b>	<b>6,309</b>	<b>6,905</b>	<b>7,836</b>	<b>8,213</b>	<b>8,528</b>
<b>Degree-Seeking</b>								
Academic Affairs	265	339	372	483	534	472	411	283
Architecture	99	89	80	103	110	99	83	87
Arts & Sciences	2,303	2,257	2,304	2,268	2,341	2,725	3,074	3,205
Atmospheric & Geographic Sciences	96	83	100	87	129	147	152	171
Michael F. Price Business	897	830	892	901	1,042	1,337	1,386	1,433
CCE/Aviation	85	87	60	66	70	68	82	87
Mewbourne Earth & Energy	115	132	144	189	274	360	392	296
Jeannine Rainbolt Education	293	301	285	274	264	267	247	241
Galogly Engineering	408	434	461	553	699	870	1,066	1,116
Weitzenhoffer Family Fine Arts	198	189	188	189	197	247	189	235
International Studies	95	100	120	122	147	118	122	110
Gaylord Journalism & Mass Comm.	361	411	379	349	389	433	456	444
Liberal Studies	365	358	425	477	512	455	468	460
University College	n/a	345	387	467	500	590	593	611
<b>Non-Degree-Seeking</b>								
Academic Affairs	55	33	36	49	47	39	36	175
Audit	0	1	2	1	2	1	1	1
Concurrent High School Students	15	12	6	12	8	18	52	114
HSC Intercampus	n/a	3	6	3	0	1	0	0
Reciprocal Exchange/Study Abroad	4	1	0	0	4	18	0	0
Visitor	74	56	63	75	91	73	82	90

Source: Students enrolled as of the Official Reporting Date for each semester.



Table 6b  
**University of Oklahoma, Norman Campus**  
**Headcount Enrollment by College -- Graduate & Professional: Trend**

<b>College</b>	Summer <u>2009</u>	Summer <u>2010</u>	Summer <u>2011</u>	Summer <u>2012</u>	Summer <u>2013</u>	Summer <u>2014</u>	Summer <u>2015</u>	Summer <u>2016</u>
<b>Total Graduate</b>	<b>2,992</b>	<b>2,977</b>	<b>2,934</b>	<b>2,818</b>	<b>2,810</b>	<b>2,890</b>	<b>2,711</b>	<b>2,779</b>
<b>Degree-Seeking</b>								
Architecture	28	27	21	22	22	18	36	29
Arts & Sciences	1,344	1,314	1,304	1,256	1,238	1,236	1,045	1,054
Atmospheric & Geographic Sciences	60	59	48	29	35	33	30	28
Michael F. Price Business	111	133	125	128	140	140	248	201
Mewbourne Earth & Energy	50	67	60	64	62	74	57	58
Jeannine Rainbolt Education	405	400	341	351	333	437	437	419
Gallogly Engineering	169	179	173	127	113	98	137	173
Weitzenhoffer Family Fine Arts	48	56	58	62	44	53	33	55
Graduate College	467	546	567	546	518	433	360	123
International Studies	5	5	5	3	6	2	10	224
Gaylord Journalism & Mass Comm.	24	17	18	23	22	36	16	21
Liberal Studies	240	227	273	272	339	365	375	407
<b>Non-Degree-Seeking</b>								
A&S - Human Relations Licensure	-	-	-	-	-	-	-	34
Graduate Unclassified	31	21	25	15	25	10	7	3
HSC Intercampus	n/a	0	3	3	6	12	4	15
Reciprocal Exchange/Study Abroad	0	0	0	0	0	0	0	0
Visitor	10	0	0	1	0	0	0	17
<b>Professional</b>	<b>158</b>	<b>212</b>	<b>213</b>	<b>178</b>	<b>172</b>	<b>148</b>	<b>207</b>	<b>267</b>
Law	158	212	213	178	172	148	207	267

Note: Effective Fall 2012, all incoming exchange students are classified as undergraduates.

Source: Students enrolled as of the Official Reporting Date for each semester.

Table 6c  
**University of Oklahoma, Norman Campus**  
**Headcount Enrollment by College -- Total: Trend**

<b>College</b>	Summer <u>2009</u>	Summer <u>2010</u>	Summer <u>2011</u>	Summer <u>2012</u>	Summer <u>2013</u>	Summer <u>2014</u>	Summer <u>2015</u>	Summer <u>2016</u>
<b>Total Norman Campus</b>	<b>9,013</b>	<b>8,983</b>	<b>9,110</b>	<b>9,305</b>	<b>9,887</b>	<b>10,874</b>	<b>11,131</b>	<b>11,574</b>
<b>Degree-Seeking</b>								
Academic Affairs	265	339	372	483	534	472	411	283
Architecture	127	116	101	125	132	117	119	116
Arts & Sciences	3,647	3,569	3,607	3,523	3,579	3,961	4,117	4,254
Atmospheric & Geographic Sciences	156	142	148	116	164	180	182	199
Michael F. Price Business	1,008	962	1,017	1,029	1,180	1,476	1,632	1,632
CCE/Aviation	85	87	60	66	70	68	82	87
Mewbourne Earth & Energy	165	199	204	253	336	434	449	351
Jeannine Rainbolt Education	698	695	625	624	597	703	681	660
Gallogly Engineering	577	612	633	680	811	967	1,202	1,284
Weitzenhoffer Family Fine Arts	246	245	246	251	241	300	222	290
Graduate College	467	546	567	546	518	433	360	123
International Studies	100	105	125	125	153	120	130	333
Gaylord Journalism & Mass Comm.	385	428	397	372	411	469	472	465
Law	158	204	199	168	167	146	204	260
Liberal Studies	605	585	698	749	851	820	843	867
University College	n/a	345	387	467	500	590	593	611
<b>Non-Degree-Seeking</b>	189	135	155	169	188	174	185	456

Source: Students enrolled as of the Official Reporting Date for each semester.