

# University of Oklahoma, Norman Campus Enrollment Analysis Report

## Summer 2024

Prepared by  
Institutional Research & Reporting  
September 2024

<https://www.ou.edu/irr/students>

# Enrollment Analysis Report

## Notes and Definitions

1. Enrollment data are taken from a snapshot of student for-credit enrollment on the Official Reporting Date (ORD) for that semester. The Official Reporting Date corresponds to the first working day following three full weeks of classes, at which point the normal add/drop period is over and an official census can reasonably be taken. See dates at <https://www.ou.edu/irr/resources>.
2. Norman Campus enrollment represents an unduplicated count of all students enrolling in courses offered by several different OU campus/program organizational entities, all of which are tied geographically and/or administratively to the Norman Campus. They are:

Norman On-Campus	Extended Campus - Academic Programs Courses
Tulsa - Norman Programs	Extended Campus - North America and Europe Courses
Extended Campus - Liberal Studies Courses	Extended Campus - Center for Independent and Distance Learning Courses

Given the amount of cross-enrollment between these different campus/program areas, an overall Norman Campus enrollment is most appropriate to use for the majority of reporting purposes. Enrollment can be split out by campus/program area if special circumstances call for it; check with IRR if think you might need something other than Norman Campus overall enrollment.
3. Students in the Undergraduate level are those pursuing bachelor's degrees. Students in the Graduate level are pursuing master's, graduate certificate, and research doctoral programs, all administered by the Graduate College. Students in the Professional level are in programs preparing for professional practice; currently only the College of Law offers Professional programs.
4. It is possible for a student to be in more than one level of degree program during a single semester: master's and graduate certificate; undergraduate and master's (accelerated degree); graduate master's and professional doctorate (for example, MBA/JD); etc. Because of this, unduplicated totals are provided wherever necessary.
5. Some students choose to pursue multiple majors within a single degree, or multiple degrees simultaneously, and those multiple disciplinary areas often cross into multiple colleges and/or departments. Because a student is listed in every college/department associated with their major area of study, it is not possible to add up enrollment by college without duplication. Always use the unduplicated total for the level of summary you need, to avoid accidental double-counting of students.
6. Enrollment shown for University College includes students in 2-year pre-professional programs (such as pre-nursing studies); these students are taking coursework in preparation for transfer to upper level professional programs not offered at the Norman campus. All other pre-professional students (4-year pre-health, pre-law, etc.) are pursuing a degree program in addition to their pre-professional course work so are reported in the college of their degree-granting major.
7. A full-time (FT) course load for summer is defined for undergraduates as at least six credit hours; less than that is part-time (PT). A graduate/professional full-time course load is defined as at least six credit hours, unless the student also has an appointment as a graduate assistant. Students with both a graduate assistant appointment and a three-credit-hour load are considered full-time. Graduate assistants enrolled in at least two credit hours during their final semester are considered full-time.

Table 1  
**University of Oklahoma, Norman Campus  
 Headcount Enrollment Summary**

	Summer 2023	Summer 2024	Percent of Total	Annual % Change		Summer 2023	Summer 2024	Percent of Total	Annual % Change
<b>Norman Campus Enrollment</b>	<b>11,141</b>	<b>11,565</b>		<b>3.8%</b>	<b>Degree-Seeking by College</b>				
<b>By Level</b>					Academic Affairs	302	316	2.6%	4.6%
<b>Undergraduate</b>					Christopher C. Gibbs Architecture	314	315	2.6%	0.3%
Freshmen	611	674	5.8%	10.3%	Dodge Family Arts & Sciences	4,214	4,364	36.4%	3.6%
Sophomores	1,406	1,458	12.6%	3.7%	Atmospheric & Geographic Sciences	331	390	3.3%	17.8%
Juniors	2,049	2,050	17.7%	0.0%	Michael F. Price Business	2,093	2,109	17.6%	0.8%
Seniors	3,280	3,240	28.0%	-1.2%	Mewbourne Earth & Energy	134	150	1.3%	11.9%
Non-Degree	223	253	2.2%	13.5%	Jeannine Rainbolt Education	508	572	4.8%	12.6%
<b>Total Unduplicated</b>	<b>7,569</b>	<b>7,675</b>	<b>66.4%</b>	<b>1.4%</b>	Galogly Engineering	1,337	1,427	11.9%	6.7%
<b>Graduate</b>					Weitzenhoffer Family Fine Arts	302	374	3.1%	23.8%
Master's	2,846	3,055	26.4%	7.3%	Graduate College	51	35	0.3%	-31.4%
Doctoral	362	478	4.1%	32.0%	David L. Boren International Studies	197	129	1.1%	-34.5%
Certificate	99	146	1.3%	47.5%	Gaylord Journalism & Mass Comm.	596	586	4.9%	-1.7%
Non-Degree	8	18	0.2%	125.0%	Law	390	374	3.1%	-4.1%
<b>Total Unduplicated</b>	<b>3,180</b>	<b>3,515</b>	<b>30.4%</b>	<b>10.5%</b>	Professional & Continuing Studies	309	333	2.8%	7.8%
<b>Professional</b>					University College	518	508	4.2%	-1.9%
Master's	271	243	2.1%	-10.3%	<b>By Full-/Part-Time</b>				
Doctoral	119	131	1.1%	10.1%	Full-Time	6,140	6,620	57.2%	7.8%
Certificate	1	0	0.0%	-100.0%	Part-Time	5,001	4,945	42.8%	-1.1%
Non-Degree	2	1	0.0%	-50.0%	<b>By Tuition Residency</b>				
<b>Total Unduplicated</b>	<b>392</b>	<b>375</b>	<b>3.2%</b>	<b>-4.3%</b>	Resident	6,446	6,751	58.4%	4.7%
<b>By Gender</b>					Nonresident	4,695	4,814	41.6%	2.5%
Male	4,923	5,176	44.8%	5.1%	<b>By Age</b>				
Female	6,216	6,381	55.2%	2.7%	<b>Undergraduate</b>				
Not Reported	2	8	0.1%	300.0%	Under 25	6,852	6,895	59.6%	0.6%
<b>By IPEDS Race/Ethnicity</b>					25 and Above	717	780	6.7%	8.8%
American Indian/Alaska Native	481	565	4.9%	17.5%	Average Age	21.6	21.8		
Asian	666	646	5.6%	-3.0%	<b>Graduate/Professional</b>				
Black/African American	758	792	6.8%	4.5%	Under 25	677	739	6.4%	9.2%
Hispanic	1,376	1,471	12.7%	6.9%	25 and Above	2,895	3,151	27.2%	8.8%
Native Hawaiian/Other Pacific Islander	13	18	0.2%	38.5%	Average Age	33.6	33.4		
Two or More Races	1,029	1,015	8.8%	-1.4%					
<i>Minority Subtotal</i>	4,323	4,507	39.0%	4.3%					
White	6,239	6,363	55.0%	2.0%					
Not Reported	159	259	2.2%	62.9%					
International	420	436	3.8%	3.8%					


















Table 2  
**University of Oklahoma, Norman Campus**  
**Headcount Enrollment by College and Level**  
**Summer 2024**

College	Freshman	Sophomore	Junior	Senior	Graduate	Profes- sional	Total Degree- Seeking	Unclassified/ Non-Degree	Total	Summer 2023	1-Year Change
<b>Total Norman Campus</b>	<b>674</b>	<b>1,458</b>	<b>2,050</b>	<b>3,240</b>	<b>3,497</b>	<b>374</b>	<b>11,293</b>	<b>272</b>	<b>11,565</b>	11,141	▲
Academic Affairs	31	96	79	110	0	0	316	20	336	313	▲
Christopher C. Gibbs Architecture	19	40	68	109	79	0	315	0	315	314	▲
Dodge Family Arts & Sciences	209	459	738	1,324	1,635	0	4,364	12	4,376	4,214	▲
Atmospheric & Geographic Sciences	43	88	72	95	92	0	390	0	390	331	▲
Michael F. Price Business	174	344	478	644	481	0	2,109	0	2,109	2,093	▲
Mewbourne Earth & Energy	4	5	22	39	80	0	150	0	150	134	▲
Jeannine Rainbolt Education	20	26	38	84	404	0	572	0	572	508	▲
Gallogly Engineering	92	226	301	435	376	0	1,427	0	1,427	1,337	▲
Weitzenhoffer Family Fine Arts	19	45	56	105	149	0	374	0	374	302	▲
Graduate College	0	0	0	0	35	0	35	6	41	52	▼
David L. Boren International Studies	4	9	12	23	81	0	129	1	130	198	▼
Gaylord Journalism & Mass Comm.	34	120	136	189	107	0	586	0	586	596	▼
Law	0	0	0	0	0	374	374	1	375	392	▼
Professional & Continuing Studies	1	4	78	224	26	0	333	1	334	309	▲
University College	75	148	125	160	0	0	508	229	737	674	▲
Audit	0	0	0	0	0	0	0	8	8	1	▲
Other Non-Degree	0	0	0	0	0	0	0	0	0	61	▼
Summer 2023	611	1,406	2,049	3,280	3,172	390	10,908	233	11,141		
1-Year Change	▲	▲	▲	▼	▲	▼	▲	▲	▲		

*Table 3*  
**University of Oklahoma, Norman Campus**  
**Headcount Enrollment by Tuition Residency: Trend**

	Summer <u>2015</u>	Summer <u>2016</u>	Summer <u>2017</u>	Summer <u>2018</u>	Summer <u>2019</u>	Summer <u>2020</u>	Summer <u>2021</u>	Summer <u>2022</u>	Summer <u>2023</u>	Summer <u>2024</u>	SU15	SU24
<b>Total Norman Campus</b>	<b>11,131</b>	<b>11,574</b>	<b>11,009</b>	<b>11,019</b>	<b>10,448</b>	<b>11,142</b>	<b>10,056</b>	<b>11,321</b>	<b>11,565</b>	<b>11,565</b>		
Resident	7,043	7,267	6,877	6,949	6,521	6,897	5,987	6,544	6,446	6,751		
Nonresident	4,088	4,307	4,132	4,070	3,927	4,245	4,069	4,777	4,695	4,814		
<b>Undergraduate</b>												
Resident	5,419	5,551	5,088	5,103	4,908	5,321	4,304	4,799	4,847	4,933		
Nonresident	2,794	2,977	2,707	2,610	2,425	2,629	2,193	2,691	2,722	2,742		
<b>Graduate</b>												
Resident	1,478	1,522	1,558	1,577	1,356	1,326	1,445	1,522	1,436	1,658		
Nonresident	1,233	1,257	1,294	1,227	1,199	1,286	1,530	1,782	1,744	1,857		
<b>Professional</b>												
Resident	146	194	231	269	257	250	238	223	163	160		
Nonresident	61	73	131	233	303	330	346	304	229	215		

Table 4  
**University of Oklahoma, Norman Campus**  
**Headcount Enrollment by Level: Trend**

	Summer <u>2015</u>	Summer <u>2016</u>	Summer <u>2017</u>	Summer <u>2018</u>	Summer <u>2019</u>	Summer <u>2020</u>	Summer <u>2021</u>	Summer <u>2022</u>	Summer <u>2023</u>	Summer <u>2024</u>	
<b>Total Norman Campus</b>	<b>11,131</b>	<b>11,574</b>	<b>11,009</b>	<b>11,019</b>	<b>10,448</b>	<b>11,142</b>	<b>10,056</b>	<b>11,321</b>	<b>11,141</b>	<b>11,565</b>	
<b>Undergraduate</b>											
Freshmen	547	569	505	567	496	564	425	609	611	674	
Sophomores	1,390	1,479	1,259	1,234	1,201	1,372	1,028	1,351	1,406	1,458	
Juniors	2,159	2,118	1,965	1,911	1,924	2,101	1,751	1,997	2,049	2,050	
Seniors	3,946	3,982	3,780	3,697	3,553	3,711	3,141	3,406	3,280	3,240	
Non-Degree	171	380	286	304	159	202	152	127	223	253	
Total Unduplicated	8,213	8,528	7,795	7,713	7,333	7,950	6,497	7,490	7,569	7,675	
<b>Graduate</b>											
Master's	2,400	2,421	2,504	2,477	2,273	2,258	2,610	2,966	2,846	3,055	
Doctoral	343	365	377	367	322	403	410	401	362	478	
Certificate	133	149	177	187	205	149	138	117	99	146	
Non-Degree	11	69	40	20	10	10	9	6	8	18	
Total Unduplicated	2,711	2,779	2,852	2,804	2,555	2,612	2,975	3,304	3,180	3,515	
<b>Professional</b>											
Master's	1	33	145	289	346	329	384	337	271	243	
Doctoral	203	227	216	211	214	251	200	188	119	131	
Certificate	0	0	0	0	0	0	0	0	1	0	
Non-Degree	3	7	1	2	0	0	0	2	2	1	
Total Unduplicated	207	267	362	502	560	580	584	527	392	375	

*Table 5*  
**University of Oklahoma, Norman Campus**  
**Headcount Enrollment by Full-/Part-Time Status: Trend**

	Summer <u>2015</u>	Summer <u>2016</u>	Summer <u>2017</u>	Summer <u>2018</u>	Summer <u>2019</u>	Summer <u>2020</u>	Summer <u>2021</u>	Summer <u>2022</u>	Summer <u>2023</u>	Summer <u>2024</u>	SU15	SU24
<b>Total Norman Campus</b>	<b>11,131</b>	<b>11,574</b>	<b>11,009</b>	<b>11,019</b>	<b>10,448</b>	<b>11,142</b>	<b>10,056</b>	<b>11,321</b>	<b>11,141</b>	<b>11,565</b>		
Full-Time	5,340	5,587	5,076	5,240	5,103	5,724	5,198	6,233	6,140	6,620		
Part-Time	5,791	5,987	5,933	5,779	5,345	5,418	4,858	5,088	5,001	4,945		
<b>Undergraduate</b>												
Full-Time	3,999	4,162	3,465	3,506	3,346	3,773	2,947	3,540	3,539	3,664		
Part-Time	4,214	4,366	4,330	4,207	3,987	4,177	3,550	3,950	4,030	4,011		
<b>Graduate</b>												
Full-Time	1,163	1,183	1,279	1,276	1,233	1,458	1,755	2,224	2,241	2,605		
Part-Time	1,548	1,596	1,573	1,528	1,322	1,154	1,220	1,080	939	910		
<b>Professional</b>												
Full-Time	178	242	332	458	524	498	496	469	360	351		
Part-Time	29	25	30	44	36	82	88	58	32	24		

Table 6a  
**University of Oklahoma, Norman Campus**  
**Headcount Enrollment by College -- Undergraduate: Trend**

<b>College</b>	Summer <u>2015</u>	Summer <u>2016</u>	Summer <u>2017</u>	Summer <u>2018</u>	Summer <u>2019</u>	Summer <u>2020</u>	Summer <u>2021</u>	Summer <u>2022</u>	Summer <u>2023</u>	Summer <u>2024</u>
<b>Total Undergraduates</b>	<b>8,213</b>	<b>8,528</b>	<b>7,795</b>	<b>7,713</b>	<b>7,333</b>	<b>7,950</b>	<b>6,497</b>	<b>7,490</b>	<b>7,569</b>	<b>7,675</b>
<b>Degree-Seeking</b>										
Academic Affairs	411	283	194	210	262	268	167	303	302	316
Christopher C. Gibbs Architecture	83	87	85	116	150	161	149	202	232	236
Dodge Family Arts & Sciences	3,074	3,205	3,124	3,148	3,014	3,277	2,672	3,002	2,804	2,730
Atmospheric & Geographic Sciences	152	171	149	147	153	172	143	238	250	298
Michael F. Price Business	1,386	1,433	1,294	1,172	1,103	1,319	1,146	1,609	1,653	1,640
Mewbourne Earth & Energy	392	296	187	155	113	139	98	91	71	70
Jeannine Rainbolt Education	247	241	217	230	186	228	144	201	194	168
Gallogly Engineering	1,066	1,116	1,060	1,080	997	1,067	935	879	996	1,054
Weitzenhoffer Family Fine Arts	189	235	202	168	208	241	213	232	211	225
David L. Boren International Studies	122	110	101	79	63	71	46	51	55	48
Gaylord Journalism & Mass Comm.	456	444	406	434	531	510	460	457	488	479
Professional & Continuing Studies	550	547	448	490	484	422	312	243	206	307
University College	593	611	552	576	521	614	447	587	518	508
<b>Non-Degree-Seeking</b>										
Academic Affairs	36	175	144	130	26	40	36	16	11	20
Audit	1	1	1	0	2	1	1	0	1	8
Concurrent High School Students	52	114	84	91	87	87	51	62	93	135
HSC Intercampus	0	0	0	7	1	3	2	3	53	25
Reciprocal Exchange/Study Abroad	0	0	0	0	0	0	0	1	1	1
Visitor	82	90	57	76	43	71	62	46	64	70



Table 6b  
**University of Oklahoma, Norman Campus**  
**Headcount Enrollment by College -- Graduate & Professional: Trend**

<b>College</b>	Summer <u>2015</u>	Summer <u>2016</u>	Summer <u>2017</u>	Summer <u>2018</u>	Summer <u>2019</u>	Summer <u>2020</u>	Summer <u>2021</u>	Summer <u>2022</u>	Summer <u>2023</u>	Summer <u>2024</u>
<b>Total Graduate</b>	<b>2,711</b>	<b>2,779</b>	<b>2,852</b>	<b>2,804</b>	<b>2,555</b>	<b>2,612</b>	<b>2,975</b>	<b>3,304</b>	<b>3,180</b>	<b>3,515</b>
<b>Degree-Seeking</b>										
Christopher C. Gibbs Architecture	36	29	25	35	33	26	25	59	87	79
Dodge Family Arts & Sciences	1,045	1,054	1,128	1,066	969	910	1,088	1,236	1,414	1,635
Atmospheric & Geographic Sciences	30	28	29	41	41	44	88	95	81	92
Michael F. Price Business	248	201	169	216	181	245	367	417	450	481
Mewbourne Earth & Energy	57	58	64	65	76	74	89	64	63	80
Jeannine Rainbolt Education	437	419	422	433	360	379	408	370	314	404
Gallogly Engineering	137	173	192	164	243	288	352	365	353	376
Weitzenhoffer Family Fine Arts	33	55	44	36	37	66	45	81	91	149
Graduate College	360	123	85	65	58	28	44	58	51	35
David L. Boren International Studies	10	224	320	346	310	304	242	195	142	81
Gaylord Journalism & Mass Comm.	16	21	21	21	16	13	79	134	108	107
Professional & Continuing Studies	375	407	389	375	296	300	228	323	103	26
<b>Non-Degree-Seeking</b>										
A&S - Human Relations Licensure	0	34	29	9	5	3	2	0	1	12
Graduate English Pathways	0	0	0	0	0	0	0	0	1	0
Graduate Unclassified	7	3	2	1	3	1	3	1	1	1
HSC Intercampus	4	15	9	10	2	5	4	5	5	5
Visitor	0	17	0	0	0	1	0	0	0	0
<b>Professional</b>	<b>207</b>	<b>267</b>	<b>362</b>	<b>502</b>	<b>560</b>	<b>580</b>	<b>584</b>	<b>527</b>	<b>392</b>	<b>0</b>
Law	207	267	362	502	560	580	584	527	392	375

Table 6c  
**University of Oklahoma, Norman Campus**  
**Headcount Enrollment by College -- Total: Trend**

<b>College</b>	Summer <u>2015</u>	Summer <u>2016</u>	Summer <u>2017</u>	Summer <u>2018</u>	Summer <u>2019</u>	Summer <u>2020</u>	Summer <u>2021</u>	Summer <u>2022</u>	Summer <u>2023</u>	Summer <u>2024</u>
<b>Total Norman Campus</b>	<b>11,131</b>	<b>11,574</b>	<b>11,009</b>	<b>11,019</b>	<b>10,448</b>	<b>11,142</b>	<b>10,056</b>	<b>11,321</b>	<b>11,141</b>	<b>11,565</b>
<b>Degree-Seeking</b>										
Academic Affairs	411	283	194	210	262	268	167	303	302	316
Dodge Family Arts & Sciences	119	116	110	151	183	187	174	261	314	315
Arts & Sciences	4,117	4,254	4,251	4,213	3,981	4,185	3,758	4,233	4,214	4,364
Atmospheric & Geographic Sciences	182	199	178	188	194	216	231	333	331	390
Michael F. Price Business	1,632	1,632	1,460	1,384	1,277	1,559	1,509	2,013	2,093	2,109
Mewbourne Earth & Energy	449	351	251	220	189	212	187	154	134	150
Jeannine Rainbolt Education	681	660	639	663	546	607	552	571	508	572
Galogly Engineering	1,202	1,284	1,247	1,240	1,235	1,353	1,287	1,232	1,337	1,427
Weitzenhoffer Family Fine Arts	222	290	246	204	245	307	258	313	302	374
Graduate College	360	123	85	65	58	28	44	58	51	35
David L. Boren International Studies	130	333	421	425	373	373	288	245	197	129
Gaylord Journalism & Mass Comm.	472	465	427	455	547	523	539	591	596	586
Law	204	260	361	500	560	580	584	525	390	374
Professional & Continuing Studies	925	954	837	865	780	722	540	566	309	333
University College	593	611	552	576	521	614	447	587	518	508
<b>Non-Degree-Seeking</b>	<b>185</b>	<b>456</b>	<b>327</b>	<b>326</b>	<b>169</b>	<b>212</b>	<b>161</b>	<b>136</b>	<b>233</b>	<b>272</b>