

# University of Oklahoma, Norman Campus Enrollment Analysis Report

Fall 2023

Prepared by  
Institutional Research & Reporting  
November 2023

<http://www.ou.edu/content/irr/data-center/enrollment-statistics.html>

# Enrollment Analysis Report

## Notes and Definitions

1. Enrollment data are taken from a snapshot of students enrolled as of the Official Reporting Date (ORD) for that semester. The Official Reporting Date corresponds to the first working day following three full weeks of classes, at which point the normal add/drop period is over and an official census can reasonably be taken.
2. Norman Campus enrollment represents an unduplicated count of all students enrolling in courses offered by several different OU campus/program organizational entities, all of which are tied geographically and/or administratively to the Norman Campus. They are:

Norman On-Campus	Extended Campus - Liberal Studies Courses
OU-Tulsa - Norman Programs	Extended Campus - Academic Programs Courses
Winter Session	Extended Campus - North America and Europe Courses
	Extended Campus - Center for Independent & Distance Learning Courses

Given the amount of cross-enrollment between these different campus/program areas, an overall Norman Campus enrollment is most appropriate to use for the majority of reporting purposes. Enrollment can be split out by campus/program area if special circumstances call for it; check with IRR if you suspect you might need something other than Norman Campus overall enrollment.

3. Students in the Undergraduate level are those pursuing bachelor's degrees. Students in the Graduate level are pursuing master's, graduate certificate, and research doctoral programs, all administered by the Graduate College. Students in the Professional level are in programs preparing for professional practice; currently only the College of Law offers Professional programs.
4. It is possible for a student to be in more than one level of degree program during a single semester: master's and graduate certificate; undergraduate and master's (accelerated degree); graduate master's and professional doctorate (for example, MBA/JD); etc. Because of this, unduplicated totals are provided wherever necessary.
5. Some students choose to pursue multiple majors within a single degree, or multiple degrees simultaneously, and those multiple disciplinary areas often cross into multiple colleges and/or departments. Because a student is listed in every college/department associated with their major area of study, it is not possible to add up enrollment by college without duplication. Always use the unduplicated total for the level of summary you need, to avoid accidental double-counting of students.
6. Enrollment shown for University College includes students in 2-year pre-professional programs (such as pre-nursing studies); these students are taking coursework in preparation for transfer to upper level professional programs not offered at the Norman campus. All other pre-professional students (4-year pre-health, pre-law, etc.) are pursuing a degree program in addition to their pre-professional course work so are reported in the college of their degree-granting major.
7. A full-time (FT) course load is defined for undergraduates is at least 12 credit hours; less than that is part-time (PT). A graduate/professional full-time course load is defined as at least nine credit hours, unless the student also has at least a .50 FTE appointment as a graduate assistant. Students with both a graduate assistant appointment and a five-credit hour load are considered full-time. Graduate assistants enrolled in at least two credit hours during their final semester are considered full-time. Because graduate assistant appointments are not finalized for reporting until the HR ORD of November 1, an accurate assignment of FT/PT cannot be made for graduate/professional students until then. Once graduate assistant appointments are verified, the FT/PT status is updated on this report.

Table 1  
**University of Oklahoma, Norman Campus**  
**Headcount Enrollment Summary**

	<u>Fall 2022</u>	<u>Fall 2023</u>	<u>Percent of Total</u>	<u>Annual % Change</u>		<u>Fall 2022</u>	<u>Fall 2023</u>	<u>Percent of Total</u>	<u>Annual % Change</u>
<b>Norman Campus Enrollment</b>	<b>28,320</b>	<b>29,166</b>		<b>3.0%</b>	<b>Degree-Seeking by College</b>				
<b><u>By Level</u></b>					Academic Affairs	834	752	2.5%	-9.8%
<b>Undergraduate</b>					Christopher C. Gibbs Architecture	852	953	3.1%	11.9%
Freshmen	5,134	5,577	19.1%	8.6%	Dodge Family Arts & Sciences	9,671	9,890	32.6%	2.3%
Sophomores	4,592	4,839	16.6%	5.4%	Atmospheric & Geographic Sciences	891	979	3.2%	9.9%
Juniors	4,767	4,642	15.9%	-2.6%	Michael F. Price Business	5,490	5,756	19.0%	4.8%
Seniors	6,349	6,438	22.1%	1.4%	Mewbourne Earth & Energy	327	354	1.2%	8.3%
Non-Degree	452	550	1.9%	21.7%	Jeannine Rainbolt Education	1,176	1,152	3.8%	-2.0%
<b>Total Unduplicated</b>	<b>21,294</b>	<b>22,046</b>	<b>75.6%</b>	<b>3.5%</b>	Galogly Engineering	3,889	4,109	13.6%	5.7%
<b>Graduate</b>					Weitzenhoffer Family Fine Arts	963	1,036	3.4%	7.6%
Master's	4,795	4,889	16.8%	2.0%	Graduate College	97	82	0.3%	-15.5%
Doctoral	1,459	1,497	5.1%	2.6%	David L. Boren International Studies	404	303	1.0%	-25.0%
Certificate	181	182	0.6%	0.6%	Gaylord Journalism & Mass Comm.	1,345	1,386	4.6%	3.0%
Non-Degree	14	15	0.1%	7.1%	Law	952	885	2.9%	-7.0%
<b>Total Unduplicated</b>	<b>6,074</b>	<b>6,234</b>	<b>21.4%</b>	<b>2.6%</b>	Professional & Continuing Studies	941	643	2.1%	-31.7%
<b>Professional</b>					University College	1,893	2,038	6.7%	7.7%
Master's	411	364	1.2%	-11.4%	<b><u>By Full-/Part-Time</u></b>				
Doctoral	544	525	1.8%	-3.5%	Full-Time	22,439	23,150	79.4%	3.2%
Certificate	3	1	0.0%	-66.7%	Part-Time	5,881	6,016	20.6%	2.3%
Non-Degree	0	1	0.0%	-	<b><u>By Tuition Residency</u></b>				
<b>Total Unduplicated</b>	<b>952</b>	<b>886</b>	<b>3.0%</b>	<b>-6.9%</b>	Resident	16,061	16,369	56.1%	1.9%
<b><u>By Gender</u></b>					Nonresident	12,259	12,797	43.9%	4.4%
Male	13,298	13,756	47.2%	3.4%	<b><u>By Age</u></b>				
Female	15,020	15,401	52.8%	2.5%	<b>Undergraduate</b>				
Not Reported	2	9	0.0%	350.0%	Under 25	19,789	20,448	70.1%	3.3%
<b><u>By IPEDS Race/Ethnicity</u></b>					25 and Above	1,505	1,598	5.5%	6.2%
American Indian/Alaska Native	1,051	1,107	3.8%	5.3%	Average Age	20.9	20.8		
Asian	1,743	1,749	6.0%	0.3%	<b>Graduate/Professional</b>				
Black/African American	1,516	1,539	5.3%	1.5%	Under 25	1,667	1,791	6.1%	7.4%
Hispanic	3,463	3,779	13.0%	9.1%	25 and Above	5,359	5,329	18.3%	-0.6%
Native Hawaiian/Other Pacific Islander	28	30	0.1%	7.1%	Average Age	32.3	32		
Two or More Races	2,552	2,649	9.1%	3.8%					
<i>Minority Subtotal</i>	<i>10,353</i>	<i>10,853</i>	<i>37.2%</i>	<i>4.8%</i>					
White	15,933	16,145	55.4%	1.3%					
Not Reported	407	464	1.6%	14.0%					
International	1,627	1,704	5.8%	4.7%					

Note: Aviation was moved from Professional & Continuing Studies to Atmospheric & Geographic Sciences, effective AY 2022-23.  
Source: Students enrolled as of the Official Reporting Date for each semester (9/12/22 for Fall 2022 and 9/11/23 for Fall 2023).

*Table 2*  
**University of Oklahoma, Norman Campus**  
**Headcount Enrollment by College and Level**  
**Fall 2023**

College	Freshman	Sophomore	Junior	Senior	Graduate	Profes- sional	Total Degree- Seeking	Unclassified/ Non-Degree	Total	Fall Fall 2022	1-Year Change
<b>Total Norman Campus</b>	<b>5,577</b>	<b>4,839</b>	<b>4,642</b>	<b>6,438</b>	<b>6,219</b>	<b>885</b>	<b>28,600</b>	<b>566</b>	<b>29,166</b>	28,320	▼
Academic Affairs	85	294	182	191	0	0	752	39	791	879	▼
Christopher C. Gibbs Architecture	175	178	167	232	213	0	953	0	953	852	▲
Dodge Family Arts & Sciences	1,557	1,593	1,725	2,328	2,692	0	9,890	2	9,892	9,673	▲
Atmospheric & Geographic Sciences	230	166	153	233	197	0	979	0	979	891	▲
Michael F. Price Business	1,405	1,133	1,080	1,364	813	0	5,756	0	5,756	5,490	▲
Mewbourne Earth & Energy	39	39	42	79	155	0	354	0	354	327	▲
Jeannine Rainbolt Education	123	116	115	222	576	0	1,152	26	1,178	1,200	▼
Gallogly Engineering	768	693	647	1,123	909	0	4,109	0	4,109	3,889	▲
Weitzenhoffer Family Fine Arts	199	162	146	245	284	0	1,036	0	1,036	963	▲
Graduate College	0	0	0	0	82	0	82	13	95	102	▼
David L. Boren International Studies	27	35	34	55	153	0	303	140	443	551	▼
Gaylord Journalism & Mass Comm.	300	281	286	378	143	0	1,386	0	1,386	1,345	▲
Law	0	0	0	0	0	885	885	1	886	952	▼
Professional & Continuing Studies	3	35	140	330	135	0	643	6	649	941	▼
University College	878	580	302	278	0	0	2,038	321	2,359	2,088	▲
Audit	0	0	0	0	0	0	0	21	21	12	▲
HSC Intercampus	0	0	0	0	0	0	0	39	39	36	▲
Fall 2022	5,134	4,592	4,767	6,349	6,060	952	27,854	466	28,320		
1-Year Change	▲	▲	▼	▲	▲	▼	▼	▲	▼		

Note: Aviation was moved from Professional & Continuing Studies to Atmospheric & Geographic Sciences, effective AY 2022-23.

















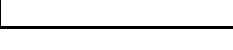
Source: Students enrolled as of the Official Reporting Date for each semester (9/12/22 for Fall 2022 and 9/11/23 for Fall 2023).

*Table 3*  
**University of Oklahoma, Norman Campus**  
**Headcount Enrollment by Tuition Residency: Trend**

	Fall <u>2013</u>	Fall <u>2014</u>	Fall <u>2015</u>	Fall <u>2016</u>	Fall <u>2017</u>	Fall <u>2018</u>	Fall <u>2019</u>	Fall <u>2020</u>	Fall <u>2021</u>	Fall <u>2022</u>	Fall <u>2023</u>	FA13	FA23
<b>Total Norman Campus</b>	<b>27,303</b>	<b>27,278</b>	<b>27,445</b>	<b>27,937</b>	<b>28,541</b>	<b>28,582</b>	<b>28,089</b>	<b>27,782</b>	<b>28,052</b>	<b>28,320</b>	<b>29,166</b>		
Resident	17,472	16,979	16,994	17,358	17,710	17,524	16,966	16,463	16,177	16,061	16,369		
Nonresident	9,831	10,299	10,451	10,579	10,831	11,058	11,123	11,319	11,875	12,259	12,797		
<b>Undergraduate</b>													
Resident	14,061	13,634	13,736	14,022	14,214	14,208	13,835	13,379	13,026	12,908	13,194		
Nonresident	6,935	7,394	7,578	7,606	7,832	7,962	7,943	8,014	8,136	8,386	8,852		
<b>Graduate</b>													
Resident	3,081	3,019	2,925	2,947	3,024	2,821	2,661	2,640	2,671	2,703	2,748		
Nonresident	2,732	2,726	2,693	2,749	2,710	2,692	2,699	2,783	3,173	3,371	3,486		
<b>Professional</b>													
Resident	330	326	333	389	472	495	470	444	480	450	427		
Nonresident	164	179	180	224	289	404	481	522	566	502	459		

Source: Students enrolled as of the Official Reporting Date for each semester.

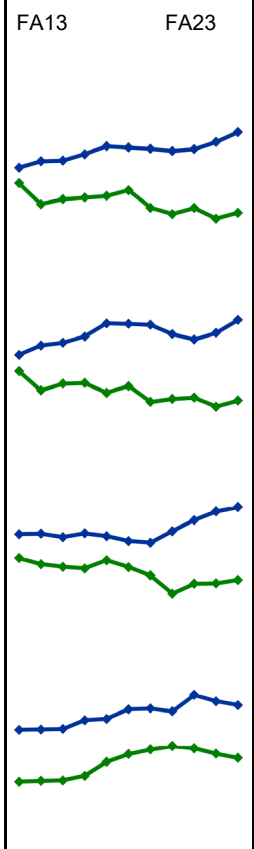
Table 4  
**University of Oklahoma, Norman Campus**  
**Headcount Enrollment by Level: Trend**

	Fall <u>2013</u>	Fall <u>2014</u>	Fall <u>2015</u>	Fall <u>2016</u>	Fall <u>2017</u>	Fall <u>2018</u>	Fall <u>2019</u>	Fall <u>2020</u>	Fall <u>2021</u>	Fall <u>2022</u>	Fall <u>2023</u>	FA13	FA23
<b>Total Norman Campus</b>	<b>27,303</b>	<b>27,278</b>	<b>27,445</b>	<b>27,937</b>	<b>28,541</b>	<b>28,582</b>	<b>28,089</b>	<b>27,782</b>	<b>28,052</b>	<b>28,320</b>	<b>29,166</b>		
<b>Undergraduate</b>													
Freshmen	4,782	4,725	4,782	4,771	5,079	5,035	4,993	4,945	4,976	5,134	5,577		
Sophomores	4,140	4,312	4,203	4,522	4,431	4,593	4,566	4,504	4,526	4,592	4,839		
Juniors	4,606	4,387	4,542	4,447	4,784	4,627	4,684	4,576	4,599	4,767	4,642		
Seniors	7,000	7,114	7,162	7,342	7,242	7,420	7,086	7,062	6,699	6,349	6,438		
Non-Degree	468	490	625	546	510	495	449	306	362	452	550		
Total Unduplicated	20,996	21,028	21,314	21,628	22,046	22,170	21,778	21,393	21,162	21,294	22,046		
<b>Graduate</b>													
Master's	4,350	4,395	4,285	4,405	4,433	4,314	4,176	4,280	4,689	4,829	4,889		
Doctoral	1,503	1,482	1,505	1,541	1,504	1,433	1,427	1,365	1,382	1,459	1,497		
Certificate	117	131	156	196	216	264	274	230	184	181	182		
Non-Degree	67	27	34	58	42	17	10	8	10	14	15		
Total Unduplicated	5,813	5,745	5,618	5,696	5,734	5,513	5,360	5,423	5,844	6,074	6,234		
<b>Professional</b>													
Master's	33	39	47	108	255	388	447	454	502	408	364		
Doctoral	460	464	465	503	505	511	502	511	543	544	525		
Certificate	0	0	0	0	0	0	0	0	0	0	1		
Non-Degree	1	2	1	2	1	0	2	1	1	0	1		
Total Unduplicated	494	505	513	613	761	899	951	966	1,046	952	886		

Source: Students enrolled as of the Official Reporting Date for each semester.

*Table 5*  
**University of Oklahoma, Norman Campus**  
**Headcount Enrollment by Full-/Part-Time Status: Trend**

	Fall <u>2013</u>	Fall <u>2014</u>	Fall <u>2015</u>	Fall <u>2016</u>	Fall <u>2017</u>	Fall <u>2018</u>	Fall <u>2019</u>	Fall <u>2020</u>	Fall <u>2021</u>	Fall <u>2022</u>	Fall <u>2023</u>	FA13	FA23
<b>Total Norman Campus</b>	<b>27,303</b>	<b>27,278</b>	<b>27,445</b>	<b>27,937</b>	<b>28,541</b>	<b>28,582</b>	<b>28,089</b>	<b>27,782</b>	<b>28,052</b>	<b>28,320</b>	<b>29,166</b>		
Full-Time	20,606	21,068	21,117	21,571	22,139	22,048	21,958	21,795	21,925	22,439	23,150		
Part-Time	6,697	6,210	6,328	6,366	6,402	6,534	6,131	5,987	6,127	5,881	6,016		
<b>Undergraduate</b>													
Full-Time	17,538	17,985	18,123	18,424	19,054	19,033	18,982	18,534	18,272	18,599	19,221		
Part-Time	3,458	3,043	3,191	3,204	2,992	3,137	2,796	2,859	2,890	2,695	2,825		
<b>Graduate</b>													
Full-Time	2,587	2,600	2,508	2,606	2,536	2,406	2,362	2,665	2,955	3,181	3,294		
Part-Time	3,226	3,145	3,110	3,090	3,198	3,107	2,998	2,758	2,889	2,893	2,940		
<b>Professional</b>													
Full-Time	481	483	486	541	549	609	614	596	698	659	635		
Part-Time	13	22	27	72	212	290	337	370	348	293	251		



\* Final determination of full-/part-time status of graduate students is made after November 1st; see Notes #7 for additional information.

Note: Prior years have been restated to match Graduate College policy.

Source: Students enrolled as of the Official Reporting Date for each semester.

Table 6a  
**University of Oklahoma, Norman Campus**  
**Headcount Enrollment by College -- Undergraduate: Trend**

<u>College</u>	Fall <u>2013</u>	Fall <u>2014</u>	Fall <u>2015</u>	Fall <u>2016</u>	Fall <u>2017</u>	Fall <u>2018</u>	Fall <u>2019</u>	Fall <u>2020</u>	Fall <u>2021</u>	Fall <u>2022</u>	Fall <u>2023</u>
<b>Total Undergraduates</b>	<b>20,996</b>	<b>21,028</b>	<b>21,314</b>	<b>21,628</b>	<b>22,046</b>	<b>22,170</b>	<b>21,778</b>	<b>21,393</b>	<b>21,162</b>	<b>21,294</b>	<b>22,046</b>
<b>Degree-Seeking</b>											
Academic Affairs	1,008	702	567	482	564	646	531	480	593	834	752
Christopher C. Gibbs Architecture	385	351	338	391	440	516	555	582	635	676	752
Dodge Family Arts & Sciences	6,374	6,405	6,660	7,071	7,426	7,643	7,528	7,626	7,485	7,361	7,203
Atmospheric & Geographic Sciences	435	444	437	442	436	438	447	459	473	695	782
Michael F. Price Business	3,294	3,479	3,543	3,638	3,779	3,824	3,936	4,147	4,508	4,788	4,982
Mewbourne Earth & Energy	1,120	1,273	1,141	774	562	423	313	285	224	190	199
Jeannine Rainbolt Education	724	697	614	627	629	650	605	582	609	559	576
Gallogly Engineering	2,452	2,777	3,172	3,507	3,655	3,630	3,391	3,289	3,116	3,122	3,231
Weitzenhoffer Family Fine Arts	791	772	721	725	765	787	838	812	781	731	752
David L. Boren International Studies	389	340	294	281	296	304	272	240	199	174	151
Gaylord Journalism & Mass Comm.	1,143	1,080	1,045	1,085	1,198	1,382	1,420	1,370	1,227	1,176	1,245
Professional & Continuing Studies	1,222	1,104	1,111	1,112	995	999	946	839	701	439	508
University College	2,392	2,261	2,052	2,050	2,088	2,016	1,950	1,954	1,904	1,893	2,038
<b>Non-Degree-Seeking</b>											
Academic Affairs	85	74	174	81	65	46	37	51	49	45	39
Audit	12	18	19	19	14	18	10	10	10	12	21
Concurrent High School Students	67	85	107	180	184	193	193	192	153	154	263
HSC Intercampus	0	1	1	0	1	0	1	1	2	29	33
Reciprocal Exchange/Study Abroad	270	293	232	219	202	200	167	11	84	147	140
Visitor	34	19	92	47	44	38	41	41	47	41	31
Sooner Works-Vocational Program	-	-	-	-	-	-	-	10	17	24	26

Note: Aviation was moved from Professional & Continuing Studies to Atmospheric & Geographic Sciences, effective AY 2022-23.

Source: Students enrolled as of the Official Reporting Date for each semester.



Table 6b  
**University of Oklahoma, Norman Campus**  
**Headcount Enrollment by College -- Graduate & Professional: Trend**

<b>College</b>	Fall <u>2013</u>	Fall <u>2014</u>	Fall <u>2015</u>	Fall <u>2016</u>	Fall <u>2017</u>	Fall <u>2018</u>	Fall <u>2019</u>	Fall <u>2020</u>	Fall <u>2021</u>	Fall <u>2022</u>	Fall <u>2023</u>
<b>Total Graduate</b>	<b>5,813</b>	<b>5,745</b>	<b>5,618</b>	<b>5,696</b>	<b>5,734</b>	<b>5,513</b>	<b>5,360</b>	<b>5,423</b>	<b>5,844</b>	<b>6,074</b>	<b>6,234</b>
<b>Degree-Seeking</b>											
Christopher C. Gibbs Architecture	76	68	98	116	133	120	119	115	152	180	213
Dodge Family Arts & Sciences	2,432	2,384	2,230	2,263	2,263	2,143	2,044	2,052	2,213	2,316	2,692
Atmospheric & Geographic Sciences	138	116	118	110	111	124	141	172	206	196	197
Michael F. Price Business	306	312	339	321	331	389	421	563	708	739	813
Mewbourne Earth & Energy	196	222	234	248	235	236	200	169	152	138	155
Jeannine Rainbolt Education	800	791	781	770	766	699	668	645	638	617	576
Gallogly Engineering	460	493	546	593	618	641	714	753	826	815	909
Weitzenhoffer Family Fine Arts	204	218	219	223	210	195	210	191	201	232	284
Graduate College	549	465	359	140	81	76	55	57	82	97	82
David L. Boren International Studies	30	22	46	274	388	388	366	345	278	232	153
Gaylord Journalism & Mass Comm.	77	69	59	64	57	63	56	57	147	170	143
Professional & Continuing Studies	594	663	667	671	622	548	493	434	387	502	135
<b>Non-Degree-Seeking</b>											
A&S - Human Relations Licensure	-	-	12	47	27	4	3	2	0	2	2
Graduate English Pathways	-	-	-	-	-	-	-	-	-	1	1
Graduate Unclassified	56	23	16	9	10	6	2	3	5	4	6
HSC Intercampus	11	2	6	2	5	7	5	2	5	7	6
Visitor	0	2	0	0	0	0	0	1	0	0	0
<b>Professional</b>	<b>494</b>	<b>505</b>	<b>513</b>	<b>613</b>	<b>761</b>	<b>899</b>	<b>951</b>	<b>966</b>	<b>1,046</b>	<b>952</b>	<b>886</b>
Law	494	505	513	613	761	899	951	966	1,046	952	886

Source: Students enrolled as of the Official Reporting Date for each semester.

Table 6c  
**University of Oklahoma, Norman Campus**  
**Headcount Enrollment by College -- Total: Trend**

<b>College</b>	Fall <u>2013</u>	Fall <u>2014</u>	Fall <u>2015</u>	Fall <u>2016</u>	Fall <u>2017</u>	Fall <u>2018</u>	Fall <u>2019</u>	Fall <u>2020</u>	Fall <u>2021</u>	Fall <u>2022</u>	Fall <u>2023</u>
<b>Total Norman Campus</b>	<b>27,303</b>	<b>27,278</b>	<b>27,445</b>	<b>27,937</b>	<b>28,541</b>	<b>28,582</b>	<b>28,089</b>	<b>27,782</b>	<b>28,052</b>	<b>28,320</b>	<b>29,166</b>
<b>Degree-Seeking</b>											
Academic Affairs	1,008	702	567	482	564	646	531	480	593	834	752
Christopher C. Gibbs Architecture	461	419	436	507	573	636	674	697	784	852	953
Dodge Family Arts & Sciences	8,805	8,789	8,890	9,327	9,683	9,781	9,566	9,673	9,693	9,671	9,890
Atmospheric & Geographic Sciences	573	560	555	552	547	562	588	631	679	891	979
Michael F. Price Business	3,594	3,789	3,882	3,957	4,105	4,204	4,344	4,684	5,206	5,490	5,756
Mewbourne Earth & Energy	1,316	1,493	1,374	1,021	797	659	513	450	376	327	354
Jeannine Rainbolt Education	1,523	1,487	1,394	1,396	1,395	1,349	1,273	1,227	1,247	1,176	1,152
Gallogly Engineering	2,911	3,267	3,701	4,072	4,270	4,271	4,103	3,993	3,934	3,889	4,109
Weitzenhoffer Family Fine Arts	995	990	940	948	975	982	1,048	1,003	982	963	1,036
Graduate College	549	465	359	140	81	76	55	57	82	97	82
David L. Boren International Studies	413	361	340	555	683	692	636	578	476	404	303
Gaylord Journalism & Mass Comm.	1,220	1,149	1,104	1,141	1,253	1,443	1,476	1,422	1,374	1,345	1,386
Law	493	503	512	611	760	899	949	965	1,045	952	885
Professional & Continuing Studies	1,816	1,766	1,777	1,783	1,617	1,547	1,439	1,273	1,088	941	643
University College	2,392	2,261	2,052	2,050	2,088	2,016	1,950	1,954	1,904	1,893	2,038
<b>Non-Degree-Seeking</b>	<b>536</b>	<b>519</b>	<b>660</b>	<b>606</b>	<b>553</b>	<b>512</b>	<b>461</b>	<b>325</b>	<b>373</b>	<b>466</b>	<b>566</b>

Note: Aviation was moved from Professional & Continuing Studies to Atmospheric & Geographic Sciences, effective AY 2022-23.  
Source: Students enrolled as of the Official Reporting Date for each semester.